A colorful illustration of a farm scene. On the left, a red brick barn with a yellow bell in a small tower. A yellow school bus is driving on a winding road that curves across a green hill. In the foreground, there are several stylized trees with orange and yellow foliage. In the bottom right corner, there are several pumpkins. The background is a light blue sky with a few falling leaves.

Williamsburg Y Head Start 2024-2025

Health and Safety Parent Meeting

September 4, 2024



Agenda

- Medical and Dental Forms
 - Medical Concerns
 - Immunization Schedules
 - Allergies and Food Preferences
 - Potty Training
 - Sick Child Policy
 - Mandated Reporters
 - Effective Communication
 - Drills
- 



Medical and Dental Forms

- Due date soon approaching
- Mandated by the NYCDOH, and NYCDOE for all students






Immunization Schedules

- Children must be fully vaccinated or on a schedule.







Allergies and Food Preferences

- All allergies must be documented
 - Food preferences for religious or health reasons
- 
- 
- 



Potty Training

- Potty Training is a partnership between teachers, pertinent staff members, and parents.
 - If you need some more supportive help, please contact your family advocate, and meet with Dr. Jeanne Rooney.
- 
- 
- 
- 

Sick Child Policy

Reasons for sending a child home.

- Fever
- Runny nose accompanied with other symptom that is not already documented.
- Rash
- Vomiting/Diarrhea
- Lice
- Headache
- Visibly uncomfortable which does not allow children to actively participate in learning.

Documentation and Policies

- If your child was sent home from school due to illness or suspected illness, they must stay home for at 24 hours.
- If your child has a rash that lasts more than 24 hours, they will need a doctors note.
- If your child had lice, they will need a doctors note to return to school.




Mandated Reporters for NYC

- All staff within this building are mandated reporters, and must report any signs of child abuse or neglect.







Effective Communication

- It is very important to keep open lines of communication between you and the school.
 - Any changes in phone number, please let your advocate know.
 - If you change your service provider please let your advocate know.
- 





Drills- General Response Protocols

- General Response Protocols are a set of instructions that the school follows in the event of an emergency.
 - All emergency situations are handled in conjunction with first responders and 911 is always called.
 - The type of incident will determine the procedure we will follow.
 - **Please be aware that in no way is fear instilled in the children during drills or training. The staff is educated on how to guide the children without causing any distress.**
- 
- 
- 
- 



Lockdowns

- **Soft Lockdown: No Danger Within the School**

Soft lockdowns are put into place when the situation is outside of the school in the surrounding area. This requires the school to go into an internal lockdown and no one enters or leaves the building. Designated staff will meet and discuss next steps with the local police station.

- **Hard Lockdown: Imminent Danger**

Hard lockdowns are dangerous situations that occur within the school which include an unauthorized person within the building, or a dangerous situation that may cause harm to one or more persons within in the building. No one is allowed to move within the building. Everyone must remain in their locked designated areas until police arrive and declare a safe building.

- **Evacuations (Including Fire Drills)**

Evacuation situations such as a fire. Children and staff leave the building and await further instruction. Fire drills are done every month, in any weather.





- **Shelter In (Hold)**

Children and staff are instructed to stay inside, in a safe place until instructions of “all clear” are given. All classroom and office activities continue.





Procedures

- You will receive a letter prior to when lockdown drills begin in the school.
 - In any actual lockdown or evacuation, the entire school is made aware.
 - Children and staff are instructed to move out of sight and keep quiet.
 - Staff and teachers are trained on proper procedures, and to wait for instructions from first responders.
 - All children at all times are accounted for.
 - Families will be informed accordingly.
 - Our school follows the model put forth by the New York City Department of Education and is designed for the age group of the children within the school.
- 
- 
- 
- 

Questions or Concerns

Thank you for joining me this morning!

